



Official Website

GAC INTERNATIONAL CO., LTD. Add: No.633, East of Jinshan Road, Panyu District, Guangzhou, PRC (511434) Web: <http://www.gac-motor.com>



EMPOW
EMPOWERING
THE ROAD FORWARD





IGNITE THE PASSION

IT'S A GAME OF SPEED
ENTER THE RACETRACK
UNLEASH YOUR ENERGY
CHOOSE THE RIGHT TACTICS
ACTIVATE YOUR SMART GADGETS

LET'S WIN THE GAME TOGETHER





**SHOW YOUR MUSCLE
AND MAKE A SPLASH**

TIME TO START THE GAME

EMPOR



FIGHTER STYLE CAR FRONT

FIGHTER STYLE CAR FRONT
AN IMPOSING FRONT LOOK CONSISTS OF MECHA FIGHTER FRONT GRILLE AND LED HEADLIGHTS
BE YOUNG, AND ALWAYS READY TO FIGHT



FIGHTER'S
EQUIPMENT

SPORTY BACK DESIGN

THE COUPE-STYLE BACK DESIGN AND STYLISH REAR
BUMPER OUTLINE A MAGNIFICENT BACK SHAPE.

FIGHTER'S
EQUIPMENT

DYNAMIC SURFACE

THE SIDE DESIGN IS INSPIRED BY THE SWORD FULLER,
MAKING THE SURFACE VIVID AND CLASSY AND SMOOTH.



FIGHTER'S STYLE



FIGHTER'S STANCE



FIGHTER'S PACKAGE

BORN TO BE A FIGHTER

FIGHTER STYLE DESIGN, POWERFUL AND IMPOSING

EMPOR



EXTREME SPORTY STYLE

WIDE CAR BODY, LONG WHEELBASE, LOW GRAVITY CENTER,
GIVING IT AN ALWAYS-READY POSTURE



FIGHTER'S STYLE



FIGHTER'S STANCE



FIGHTER'S PACKAGE

DESIGN
HIGHLIGHTS



0.26CD ULTRA-LOW DRAG COEFFICIENT

MORE POWERFUL WHEN ACCELERATING UPWIND

DESIGN
HIGHLIGHTS



LOW CENTER OF GRAVITY

1432MM ULTRA-LOW VEHICLE HEIGHT
LOWER CENTER OF GRAVITY FOR STEADIER MOVEMENT.

FIGHT TO CONQUER

FIGHTER'S STANCE, THE NEW GESTURE FOR A SPORTY SEDAN

EMPOW



SELECTED
EQUIPMENT

COMBAT KIT 1

PERFORMANCE UPGRADING
FULL KIT OF FLARING BLUE EXTERIOR PARTS + 18" SMOKY
BLACK WHEEL RIM (WITH FLARING BLUE DECORATIVE
RING) + MICHELIN PERFORMANCE TYRES



SELECTED
EQUIPMENT

COMBAT KIT 2

PERFORMANCE TYERS KIT (18" SMOKY BLACK
WHEEL RIM + MICHELIN PERFORMANCE TYRES)



SELECTED
EQUIPMENT

COMBAT KIT 3

2.8 m² ULTRA-WIDE PANORAMIC SUNROOF



MOONLIGHT GREY



ELEGANT BLACK



CRYSTAL WHITE



STARRY SILVER



SHINY FIGHTER
GREEN



MATTE FIGHTER
GREEN



FIGHTER'S STYLE



FIGHTER'S STANCE



FIGHTER'S PACKAGE

ENJOY THE FIGHT

UPGRADE YOUR EQUIPMENT AND CRUSH YOUR ENEMIES



**GO BEYOND
AND TAKE THE LEAD**

TIME TO STUN THE AUDIENCE

EMPOW



0-100KM/H
ACCELERATION

6.95 s

100KM FUEL
CONSUMPTION

5.7 L

START-UP
RESPONSE TIME

0.3 s

THE 0-100KM/H ACCELERATION TIME IS RECORDED UNDER FOLLOWING CIRCUMSTANCES:

TEMPERATURE: 20 °C
DRIVING MODE: SPORT+ MODE, LAUNCH CONTROL

WIND SPEED: NO WIND

ALTITUDE: 200M

ROAD PAVEMENT: ASPHALT

ROAD GRADE: LESS THAN 0.2%

TYRES: MANUFACTURER'S OPTIONAL EQUIPMENT - MICHELIN PS4 TYRES

FIERY
ENERGY

ALL-NEW MEGAWAVE 3RD GENERATION 1.5T GDI ENGINE

DUAL-CHANNEL SUPERCHARGER AND OTHER TECHNICAL
UPGRADING PROVIDE STRONGER POWER SUPPLY FOR
THE VEHICLE.
ULTRA-LOW FUEL CONSUMPTION GIVES YOU POWERFUL
AND ECONOMICAL DRIVING EXPERIENCE.



FIERY
ENERGY

7-SPEED TRANSMISSION WITH WET DOUBLE CLUTCHES

THE TRANSMISSION IS DEVELOPED ON ONE OF THE
WORLD'S TOP TEN TRANSMISSION PLATFORMS, AND HAS
ACHIEVED A COMPREHENSIVE UPGRADE, REACHING THE
WORLD'S LEADING LEVEL IN TERMS OF NVH, EFFICIENCY,
AND SHIFTING PERFORMANCE.



THRILLING PERFORMANCE




EXCELLENT HANDLING



4+X MODE

FUEL YOUR SPEED

MEGAWAVE 1.5T GDI + 7WDCT ENGINE



MEGASTAR CHASSIS

STRONG, SMOOTH, SAFE



THRILLING PERFORMANCE



EXCELLENT HANDLING



4+X MODE

ULTIMATE
PERFORMANCE

DP-EPS STEERING ASSISTANCE

2 TIMES STRONGER THAN CEPS IN TERMS OF SYSTEM RIGIDITY, THE DP-EPS SYSTEM CAN DRASTICALLY INCREASE THE TRANSFER EFFICIENCY OF THE STEERING TORQUE AND PROVIDE A MORE DIRECT AND PROMPT STEERING RESPONSE.



ULTIMATE
PERFORMANCE



FRONT MCPHERSON INDEPENDENT SUSPENSION + REAR MULTI-LINK INDEPENDENT SUSPENSION

GOOD AT REDUCING VIBRATION TO GUARANTEE COMFORTABLE RIDING EXPERIENCE AND ULTIMATE DRIVING PLEASURE

THE MORE YOU DRIVE, THE MORE YOU LIKE

SEAMLESS HUMAN-CAR INTERACTION, SPORTS CAR LEVEL CHASSIS TUNNING



SPORT+MODE

SPORT+MODE

ENJOY EXCITING LAUNCH CONTROL AND POWERFUL EXHAUST SOUND THAT CAN STIMULATE YOUR WILL TO FIGHT.



ECO MODE

ECO MODE

SAVE FUEL AND HAVE SMOOTH DRIVING EXPERIENCE AND COMFORTABLE RIDING EXPERIENCE.



SPORT MODE

SPORT MODE

INCREASE SENSITIVITY OF THE ACCELERATOR AND DECREASE RESPONSE TIME WHILE ENJOYING THE POWERFUL EXHAUST SOUND AND THRILLING HANDLING.



COMFORT MODE

COMFORT MODE

ENJOY A SOOTHING AND QUIET JOURNEY



DIY MODE

DIY MODE

CUSTOMIZE YOUR OWN MODE THROUGH 8 DIY MODULES.



THRILLING PERFORMANCE



EXCELLENT HANDLING



4+X MODE

FUN TO EXPLORE, NEVER FEEL BORED

4+X DRIVING MODES, SATISFY YOUR NEEDS FROM THE STREET TO THE RACING TRACK



**GO FASTER AND
BREAST THE TAPE**

INDULGE YOURSELF IN THE GAME

The background of the advertisement is a high-quality photograph of a car's interior. It shows the front and rear seats, which are upholstered in black leather with vertical stitching and perforated sections. Bright yellow seatbelts are worn across the seats. The car's door panel and interior trim are visible, featuring a mix of black and silver finishes. The overall lighting is bright, highlighting the textures of the leather and the design of the interior.

EMPOW

EXCELLENT SPACE ARRANGEMENT

CLASS-LEADING 2736MM WHEELBASE PROVIDES SPACIOUS SEATS AND COMFORTABLE RIDING EXPERIENCE



SPORTS CAR
DESIGN

CLASSY SPORTS CAR DESIGN

DRIVER-CENTERED COCKPIT AND THE DASH FACING THE DRIVER CAN DEFINITELY MOTIVATE YOU TO DRIVE.

SPORTS CAR
DESIGN

SPORTY SEAT

THE SEAT HOLDS YOU TIGHT AND GIVES YOU EXCITING YET COMFORTABLE DRIVING EXPERIENCE

BOOST YOUR ADRENALINE

SPORTY VIBE FOR YOU TO EXPLORE

EMPOW



HAND-PICKED
GADGETS

JOYSTICK-STYLE SHIFTER

INSPIRED BY AIRCRAFT JOYSTICK TO
KICKSTART YOUR JOURNEY.



HAND-PICKED
GADGETS

7-IN. DASH SCREEN AND 10.25-IN. TOUCH SCREEN DISPLAY

THE SMART SCREENS MAKE THE
CABIN FEELS MORE FUTURISTIC
AND LUXURY.



HAND-PICKED
GADGETS

FLAT BOTTOM STEERING WHEEL

THE SLIM BOTTOM SPOKE, AND THE
CORRESPONDING INDICATOR STRIP
AT THE TOP OUTLINE THE VEHICLE'S
SPORTY DESIGN CONCEPT.



HAND-PICKED
GADGETS

BOTTOM-HINGED ACCELERATOR PEDAL

THIS KIND OF ACCELERATOR PEDAL
ENDOWS A SMOOTH AND SEAMLESS
HANDLING EXPERIENCE.



SPORTS-CAR STYLE



INGENUOUS DETAILS

SPARK YOUR DRIVING INSPIRATION

BE READY FOR A RACE

EMPOW



WIRELESS
CONNECTION

**PHONE-CAR CONNECTION
CARPLAY AVAILABLE**

ONE AUTHORIZATION, LIFELONG AUTO CONNECTION



ADVANCED TECHNOLOGY



ALL-ROUND SAFETY

MORE ADVANCED EQUIPMENT, MORE FUN

NEW TECHNOLOGY FOR IN-CAR VIP ENTERTAINMENT



FORWARD COLLISION WARNING (FCW) AUTONOMOUS EMERGENCY BRAKING (AEB) AUTONOMOUS EMERGENCY BRAKING PEDESTRIAN (AEB-P)

WITH THESE FEATURES, THE SYSTEM MONITORS THE REAL-TIME DISTANCE AND RELATIVE SPEED BETWEEN THE VEHICLE AND THE OBJECT AHEAD OF IT AND WARNS THE DRIVER THROUGH VISUAL OR SOUND REMINDER WHEN DETECTS COLLISION RISK. IF THE DRIVER DIDN'T TAKE ANY MEASURE, THE SYSTEM WILL BRAKE AUTOMATICALLY TO AVOID COLLISION.



ADVANCED TECHNOLOGY



ALL-ROUND SAFETY


INTELLIGENT CRUISE CONTROL

ADAPTIVE CRUISE CONTROL (ACC)

WHEN THE VEHICLE SPEED IS LOW OR THE TRAFFIC IS HEAVY, THE ACC SYSTEM CONTROLS THE DISTANCE AND THE RELATIVE SPEED BETWEEN THE VEHICLE AND THE VEHICLE AHEAD OF IT THROUGH AUTOMATIC ACCELERATION AND BRAKING.

ACC + LKA

WHEN THE VEHICLE SPEED IS WITHIN THE RANGE OF 0-130KM/H, THE ACC+LKA SYSTEM ALLOW THE VEHICLE TO RUN IN ADAPTIVE CRUISE OR ADAPTIVE CAR-FOLLOWING MODE AND STEER AUTONOMOUSLY TO KEEP THE VEHICLE CENTERED.




INTELLIGENT TRAFFIC ASSIST



TRAFFIC JAM ASSIST (TJA)

WHEN THE VEHICLE SPEED IS WITHIN THE RANGE OF 0-150KM/H, THE FEATURE CAN KEEP THE VEHICLE IN ITS TRAVEL LANE FOLLOWING THE VEHICLE AHEAD, MAKING DRIVING LESS TIRING.

INTELLIGENT BLIND SPOT ASSIST



BLIND SPOT DETECTION (BSD) & LANE CHANGE ASSIST (LCA)

BSD AND LCA MONITOR THE BLIND SPOTS BEHIND THE VEHICLE. IF A VEHICLE IS DETECTED THERE, THE BLIND SPOT LED INDICATOR WILL FLASH TO ALERT THE DRIVER TO THE RISK OF A SIDE COLLISION, MAKING TRAVEL SAFER.

INTELLIGENT LANE KEEPING ASSIST



LANE DEPARTURE WARNING (LDW) & LANE KEEPING ASSIST (LKA)

LDW AND LKA MONITOR LANE DEPARTURE THROUGH FRONT CAMERA AND WARN THE DRIVER WHEN THE VEHICLE DRIFTS OUT OF ITS LANE, ENSURING THE VEHICLE TRAVELS SAFELY AND REMAINS CENTERED.

INTELLIGENT DOOR OPEN WARNING



DOOR OPEN WARNING (DOW)

WHEN DOW DETECTS A FAST-APPROACHING VEHICLE THAT MAKES OPENING THE DOOR RISKY, IT ALERTS THE DRIVER.

ACTIVE RISK AVOIDANCE, SAFE AND EASY DRIVE

2-MODE SMART DRIVING ASSIST, 1 PUSH TO START AUTONOMOUS CAR FOLLOWING

Specifications				
SPECIFICATIONS & FEATURES		1.5TG 7WDCT		
		GS	GE	GL
DIMENSIONS				
Length×Width×Height (mm)		4700×1850×1432		
Wheelbase (mm)		2730		
Fuel Tank Capacity (L)		47L		
Seating Capacity		5		
Curb Weight (Kg)		1356	1413	1420
MECHANICAL PERFORMANCE				
Displacement (mL)		1497mL		
Max. Net Power (kW/rpm)		125/5500		
Max. Torque (N m/rpm)		250/1400-4500		
Transmission		7WDCT		
CHASSIS SYSTEM				
Suspension System		Front: McPherson Independent Suspension Rear: Multi-link Beam Independent Suspension		
Brakes		Front: Disc Brakes / Rear: Disc Brakes		
Electric Power Steering (EPS)		•	•	•
Electronic Gear Shifter		•	•	•
MECHANICAL/PERFORMANCE				
Optional 1	Glass Roof	—	—	◊
Optional 2	Blue Exterior Trim+18" Blackened Aluminum Alloy Wheels w/ Blue Rims+Performance Tires	—	◊ Only Can Be Selected With Matte Green Exterior Color	◊ Only Can Be Selected With Matte Green Exterior Color
Optional 3	18" Blackened Aluminum Alloy Wheels +Performance Tires	—	◊ Optional 2 and optional 3 are mutually exclusive	◊ Optional 2 and optional 3 are mutually exclusive
EXTERIOR				
16" Aluminum Alloy Wheels+215/60 Tires		•	—	—
18" Aluminum Alloy Wheels+225/45Tires		—	•	•
Spare Wheel		•	•	•
LED Headlights (w/ Height Adjustment/ Alarm for Headlights On/ Follow Me Home Function)		•	•	•
Auto Headlights		—	•	•
LED Daytime Running Lights (DRL)		—	•	•
Rear Fog Lights		•	•	•
Side Mirrors w/ Turn Signal Indicators		•	•	•
Power Adjustable Side Mirrors		•	•	•
Power Folding Side Mirrors		—	•	•
Heated Side Mirrors		—	•	•
Variable Intermittent Wipers		•	—	—
Rain Sensing Wipers		—	•	•
INTERIOR				
Manual Air Conditioning		•	—	—
Automatic Air Conditioning		—	•	•
Air Filter		•	•	•
Cooler Rear Duct		•	•	•
PU Leather-trimmed Steering Wheel		•	—	—
Leather-trimmed Steering Wheel		—	•	•
Paddle Shift		—	•	•

SPECIFICATIONS & FEATURES		1.5TG 7WDCT		
		GS	GE	GL
INTERIOR				
Fabric-trimmed Seats	•	—	—	
PVC Leather-trimmed Seats	—	•	•	
6-way Power Adjustable Driver's Seat	—	•	•	
Driver's Seat Pneumatic Lumbar Support (4-way)	—	—	•	
Ventilated 1st Row Seats	—	•	•	
Front and Rear Windows One-touch Up & Down (Anti-pinch)	•	•	•	
Power Sunroof (Anti-pinch)	—	•	—	
Second Row Central Armrest	—	•	•	
Second Row Central Seat Headrest	—	•	•	
Front Row 12V Power Outlet	•	•	•	
Multi-color Intelligent Ambient Light	—	•	•	
SAFETY				
Dual Front Airbags	•	•	•	
Front Side Airbags	—	•	•	
Side Curtain Airbags	—	•	•	
Front Row Seats Seatbelts w/ Pretensioners and Force Limiters/ Untied Reminders	•	•	•	
Second Row Seatbelts Untied Light Reminders	—	•	•	
Electronic Stability Program (ESP)	•	•	•	
Anti-lock Brake System (ABS)	•	•	•	
Electric Brakeforce Distribution (EBD)	•	•	•	
Hydraulic Brake Assist (HBA)	•	•	•	
Hill-start Hold Control (HHC)	•	•	•	
Electronic Parking Brake (EPB) w/ Autohold	•	•	•	
Tire Pressure Monitoring System (TPMS)	•	•	•	
Rear Parking Sensors	•	•	•	
Front Sensors	—	•	•	
Rear View Camera System	—	•	•	
ISOFix Child Safety Seat Anchors	•	•	•	
Second Row Child Safety Door Lock	•	•	•	
Engine Immobilizer (w/ Anti-theft Alarm)	•	•	•	
ENTERTAINMENT & TECHNOLOGY				
Audio & Video System (Include English+Arabic+Spanish Display)	•	•	•	
7-in. Instrument Panel w/ Color LCD Multi-information Display (MID)	•	•	•	
10.25-in. Color LCD Screen Display	•	•	•	
Wireless Charger (15W)	—	—	•	
Smartphone Connection (Carplay+FunDrive Link)	•	•	•	
Bluetooth® Handsfree Phone System	•	•	•	
Front Row USB Port	•	•	•	
Second Row USB Port	—	•	•	
2 Speakers	•	—	—	
8 Speakers	—	•	•	
Cruise Control	•	—	—	
PEPS (Passive Entry Passive Start)	•	•	•	
Exhaust Sound	—	•	•	

Specifications			
SPECIFICATIONS & FEATURES	1.5TG 7WDCT		
	GS	GE	GL
ADVANCED DRIVING ASSISTANCE SYSTEM			
Adaptive Cruise Control (ACC)	—	•	•
Forward Collision Warning (FCW)	—	•	•
Autonomous Emergency Braking (AEB)	—	•	•
Lane Keep Assist (LKA)	—	•	•
Lane Departure Warning (LDW)	—	•	•
Traffic Jam Assist (TJA)	—	•	•
Integrated Cruise Assist (ICA)	—	•	•
Traffic Sign Recognition System (TSR)	—	•	•
Intelligent High Beam Assist (HMA)	—	•	•
Blind Spot Detection (BSD Radar solution)	—	—	•

- Notes:**
1. "•"-Standard, "—" -N/A, "◊" -Optional .
 2. GAC MOTOR strives to build vehicles to match customer interest and thus they typically are built with popular options and option packages. Not all options or option packages are available separately and some may not be available in all regions of the country. Please consult your local GAC MOTOR dealer for more detailed information on available options or option packages, including configurations, service, parts and accessories.
 3. Seatbelts should be worn at all times.
 4. This brochure is for presentation purpose only. The included information, pictures, illustrations, features, design, performance, dimensions herein are intended only as a general guidance to assist the buyer to form an initial view of the offered products and its specifications, which might not correspond completely to a certain category. Some vehicles are shown with available equipment.
 5. All information presented herein is based on data available at the time of publication and is subject to change without prior notice and pertains specifically to Middle East areas only (may differ in other areas).
 6. The vehicle shown in the brochure does not completely align with the actual model. Please contact your local GAC MOTOR dealer for more details about the actual available models in your region.
 7. The GAC trademark mark, vehicle model names, vehicle body designs and other marks and designs appearing in the brochure are the IP rights of GAC MOTOR, its subsidiaries, affiliates or licensors.
 8. © 2023 GAC MOTOR. All rights reserved.

INTERIOR



ALL BLACK BLACK YELLOW BLACK RED FUTURISTIC BLUE WHITE

COLORS

ELEGANT BLACK

CRYSTAL WHITE

STARRY SILVER

MOONLIGHT GREY

SHINY FIGHTER GREEN

(OPTION)
MATTE FIGHTER GREEN

